


Joseph Bruchac Author Study Packet

“For over thirty years Joseph Bruchac has been creating poetry, short stories, novels, anthologies and music that reflect his Abenaki Indian heritage and Native American traditions.”

-www.josephbruchac.com



Know

1.

2.

3.

Want to Know

1.

2.

3.

4.

April 5, 2010

Dear Parents,

For the next two weeks your child will be involved in an "Author Study" centered around Joseph Bruchac, a famous writer and storyteller. I am very excited to start this unit as a way to celebrate his accomplishments, and study his perspective on Native American groups and cultures. This will be a fun way to lead into our Native American unit!

As part of the study, your child will be involved in a "Novel Group". The groups will meet during our normal Guided Reading time. Throughout the two weeks, the students will be engaging in discussions, and video "Book Talks", about Joseph Bruchac and his work; while practicing the reading strategies they have been working on all year.

Your child will be responsible for this packet, which they will hand in on both Fridays. Everyone will be completing a little each day. In addition, your child will have his or her own novel. Most are from local libraries, so they are encouraged to handle them with care at all times.

At the end of the study, we will celebrate Joseph Bruchac and summarize what we have learned by watching our "Book Talks". Each is about 15 seconds, and will be viewed by members of our classroom only. If you do not want your child to be videotaped, please circle "No" under your signature.

As always, thanks for all your support. I am really looking forward to the next few weeks, as I now start "head teaching" until early May. I am so lucky to be a part of this classroom. I absolutely love working with your child! Please let me know if you have any questions or concerns over the next few weeks!

Sincerely,

Danielle Silva

Signature _____

Yes, my child can be videotaped.

No, I do not want my child to be videotaped.




**Reading Strategies Rubric
Week 1**

<u>My Questions</u>	0	1	2	3
Student uses text to answer own questions	0	1	2	3
Student asks a variety of questions	0	1	2	3
Completeness	0	1	2	3
Effort	0	1	2	3
<u>Capturing Context Clues</u>				
Student uses the text to help with word meaning	0	1	2	3
Student identifies what type of clue is given	0	1	2	3
Student makes a thoughtful definition	0	1	2	3
Dictionary definition is included	0	1	2	3
Completeness	0	1	2	3
Effort	0	1	2	3
<u>Setting the Scene</u>				
Student understands the time and place of story	0	1	2	3
Completeness	0	1	2	3
Effort	0	1	2	3
<u>Character Sketch/ Writing Prompt</u>				
Student uses descriptive words	0	1	2	3
Student goes back to the text for examples	0	1	2	3
Student uses two specific examples in writing	0	1	2	3
Completeness	0	1	2	3
Effort	0	1	2	3
<u>Predict-a-Plot</u>				
Student's sketches are detailed and colored	0	1	2	3
Student uses the text, not guesses, to make predictions.	0	1	2	3
Completeness	0	1	2	3
Effort	0	1	2	3

Name _____

Date _____

Literature Circle Overview



Names of literature circle members:

_____	_____
_____	_____
_____	_____

Title of the book group is reading:

Day	Date	Reading for the day	
		(start)	(end)
1			
2			
3			
4			
5			
6			
7			
8			
9			
10			

Name _____

Before you begin...

Who is the author? _____


Has this author written other books?

Have you read anything else this author has written? If so, what?

Preview

Look at the cover picture of the book. Now look at the back and read the summary. Look at the titles of the chapters in the Table of Contents. What do you think this book is going to be about? Who do you think the main characters will be?

_____ **Now you're ready to begin!**




Name _____ Date _____



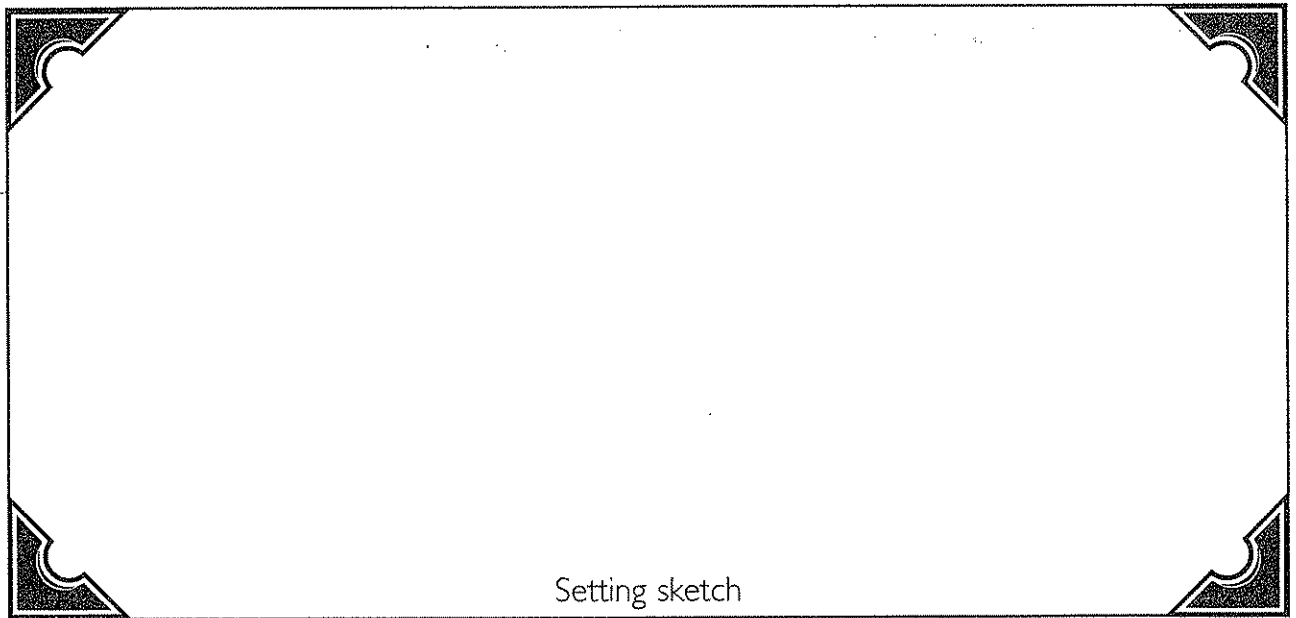

Setting the Scene

Fill in the boxes to describe the setting of the story and sketch a scene in this setting.

Book title _____ Important characters _____



Setting



What surprised or interested you about this setting? If you could visit, would you want to?

Predict-a-Plot

Book title _____ Stopped at page _____

Scene

What just happened? (Sketch the scene and label it with a caption.)

What do you think will happen next?
(Sketch your prediction and label it with a caption.)

My Prediction

What clues did the author give that led you to this prediction?
Give the page number for each clue.

Clue

Page Number

1.

2.

Now continue reading until you find an answer. Answer found on page _____.

Was your prediction correct? Yes No

Writing Prompt!

Describe the main character from your novel. In two detailed paragraphs, describe what your character is like and use two specific examples of evidence from the text to support your ideas.

Character Sketch

A *trait* is a word or phrase that describes the character's personality. Choose an important character and select three traits that fit him or her. Give evidence from the text: the character's words, thoughts, and actions.

Book title _____ Character _____

This character is really ...

1. Trait

Actions

Thoughts

Words

2. Trait

Actions

Thoughts

Words

3. Trait

Actions

Thoughts

Words

Name _____

Date _____



Character Diamante

Book title _____ Character _____

Choose a character that interests you. Complete the Character Changes activity sheet to help you think of important character traits and changes that happen to this character. Using the information from Character Changes and following the steps below, write a character diamante poem.

Character diamante structure

- Line 1** A noun (the character's name)
- Line 2** Two adjectives that describe the character's personality
- Line 3** Three *-ing* verbs that tell about your character's actions
- Line 4** Four nouns (the first two are the two most important people, places, and things related to this character; the next two nouns are people, places, and things that would NEVER fit with this character)
- Line 5** Three *-ing* verbs that describe actions that would never fit this character
- Line 6** Two adjectives that describe traits that would never fit this character
- Line 7** A noun (the name of the character with the word NOT! before it or the name of a character that is the opposite to your character)

Sample Character Diamante

Cinderella
 beautiful, nice
 working, dancing, running
 coach, slippers, Corvette, boots
 gossiping, complaining, napping
 lazy, mean
 NOT! Cinderella



Self Talk

When you stop to think about what you're reading, it helps you understand and remember the text. As you read, find places where you stop to use these strategies.

Book title _____

Ask a Question

Page _____ Paragraph _____

What question do you want answered?

How will answering this question help you understand the story better?

Make a Connection to Your Experience

Page _____ Paragraph _____

How does this part remind you of an experience you've had or something you've heard or read about?

How does your connection help you understand the story better?

Make a Prediction

Page _____ Paragraph _____ What do you predict might happen?

What in the story made you predict that?

Name _____

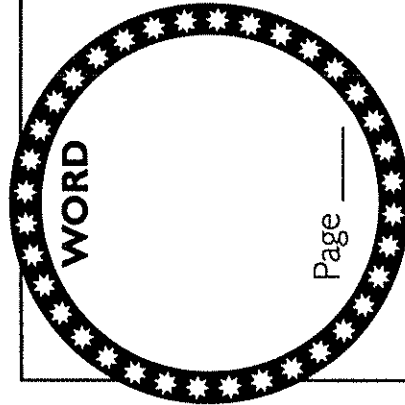
Date _____



Capturing Context Clues

Use clues from the passage to help you figure out two unfamiliar words. Write a definition in your own words.

Book title _____



What clue(s) from the text helped you figure out this word?

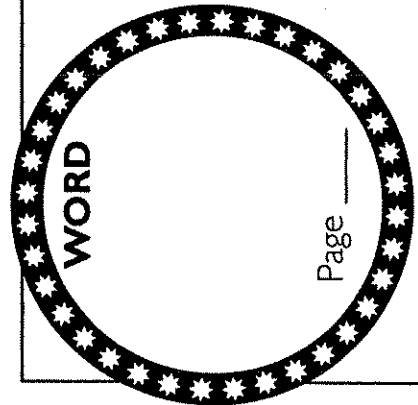


What type of context clue is given?

- Example
- Compare/contrast
- Definition within text

Your definition _____

Dictionary definition _____



What clue(s) from the text helped you figure out this word?



What type of context clue is given?

- Example
- Compare/contrast
- Definition within text

Your definition _____

Dictionary definition _____